


Hedge Fund Overview

August 2021

CONFIDENTIAL – NOT FOR REDISTRIBUTION



The Notes and Disclosures following this presentation are an integral part of this presentation and must be read in connection with your review of this presentation.
GCM Grosvenor®, Grosvenor®, Grosvenor Capital Management®, GCM Customized Fund Investment Group® and Customized Fund Investment Group® are trademarks of Grosvenor Capital Management, L.P. and its affiliated entities.
This presentation has been prepared by Grosvenor Capital Management, L.P. and GCM Customized Fund Investment Group, L.P.
©2021 Grosvenor Capital Management, L.P. and GCM Customized Fund Investment Group, L.P. All rights reserved.

The Case for Hedge Funds

Select risks include: Manager risk, macroeconomic risk, interest rate risk, strategy risk, mark-to-market risk and liquidity risks. Additional risks that result in losses may be present.

We believe hedge funds are highly effective tools in helping investors achieve their long-term goals:

1) Structural advantages

- Flexible investment mandate
 - › Can adapt and dynamically shift exposures to capitalize on changing conditions
- Not constrained to “benchmarks” like most traditional managers
- Alignment of interests with investors
 - › Strong financial incentives to focus on performance

3) Diversification benefits

- Seek limited correlation with global markets
 - › Utilize hedged, long/short investment approach
 - › Focus on generating absolute (positive) returns
- Act as a complement to traditional assets
 - › Can reduce overall sensitivity to global markets
 - › Offer access to niche, differentiated and time-sensitive market opportunities
- Greater consistency of returns than long-only equity

2) Attractive risk/reward profile

- Exhibit attractive risk/reward profiles over both intermediate and long time frames
 - › Favorable return profiles with low market sensitivity
- Ability to mitigate losses in markets corrections and capitalize on opportunities created during such periods
 - › Prioritize risk management through use of hedging tools

4) Favorable market environment

- Well-positioned to mitigate risks amid an uncertain macroeconomic climate
 - › Conventional equity and credit markets appear challenged
- Market environment lends itself to strategies that are difficult for traditional managers to implement
 - › Hedge fund strategies may benefit from higher volatility and dispersion within equity and credit markets

Unless apparent from context, all statements herein represent GCM Grosvenor's opinion. No assurance can be given that any fund will achieve its objective or avoid losses. Past performance is not necessarily indicative of future results.

What Are Hedge Funds?

- Typically, private investment vehicles, often structured as limited partnerships or corporations
- Flexible investment mandates, often seeking to exploit market inefficiencies
- Differ by strategies employed, markets accessed, instruments used, and risks involved
- Many hedge fund firms are large global investment management organizations with offices in multiple countries and expertise across asset classes and regions
- Generally absolute return focused
- Name is generally misunderstood
- No descriptive power regarding:
 - › Markets
 - › Strategies
 - › Securities
 - › Risk profile
- Seek alignment of interests between investment managers and investors

For illustrative purposes only.

Traditional Investments vs. Hedge Fund Investments

	Traditional investment	Hedge fund investment
Offered	Publicly	Privately to qualified investors
Securities used	Typically limited mandate	Typically flexible mandate across markets and instruments
Positions	Buy (“go long”) securities	Buy and sell short (“go long” and “go short”) securities
Performance objective	Relative performance › Seek to outperform benchmark	Typically absolute returns › Seek positive returns with reduced volatility over market cycle
Correlation	Performance typically correlated to benchmark	Seek limited correlation to global markets
Fees	Flat fee based on assets	Performance fee in addition to a flat fee

For illustrative purposes only. Not all investments in these categories exhibit all of these attributes.

Distinguishing Features of Funds of Hedge Funds

Select risks include: Manager risk, macroeconomic risk, interest rate risk, strategy risk, mark-to-market risk and liquidity risks. Additional risks that result in losses may be present.

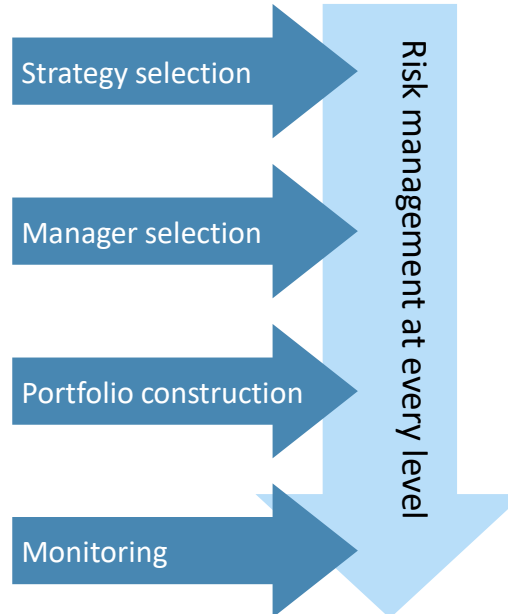
We believe funds of funds are an efficient way to access alternative investments.

Funds of hedge funds are distinguished from other investments in the following ways:

Diversification and access

- Immediate diversification with relatively modest capital investment
- Manager diversification, offering style diversity while reducing manager-specific risk
- Strategy and sub-strategy diversification
- Access to top-tier managers who may otherwise be capital constrained or not widely known

Our value-added investment process



Operational efficiencies

- Legal due diligence and document negotiation
- Consolidated accounting, performance, and financial reporting
- Cash flow management and currency hedging as appropriate

No assurance can be given that any investment strategy will achieve its investment objectives or avoid losses.

Equity-Focused Hedge Fund Strategies

Hedge Fund Strategies (Page 1 of 2)

Equity-focused strategies involve the purchase or sale of equities based on fundamental and/or quantitative analyses and other factors. Managers seek to capitalize on discrepancies between their assessment of security valuations and current market prices.

Equities strategies

Directional equity strategies

- Fundamental equity strategies utilizing a range of portfolio construction approaches
- Underlying funds are typically generalist in nature and have a broad mandate to invest in either developed market or global equity markets
- Typically, will have a high net exposure profile

Low-net equity strategy

- Fundamental equity strategies utilizing low-net portfolio construction approaches
- Underlying funds are typically generalist in nature and have a broad mandate to invest in either developed market or global equity markets
- Net portfolio exposures may tilt net short at times, alpha shorting a more prevalent return driver in all markets

Market neutral equity

- Equity strategies with tightly contained and risk-managed beta profiles, typically with a higher degree of portfolio turnover than fundamental peers
- Many of the multi-PM funds fall within this sub-strategy

Typical equities hedge fund attributes

	Directional equities	Low-net equities	Market neutral equities
Typical securities	Equity	Equity	Equity
Liquidity profile	High	High	High
Leverage required	Low	Low-medium	Medium-High
Complexity	Low	Low-moderate	Moderate-high
Correlation to markets	High	Moderate	Moderate-low
Use of derivatives	Low	Low	Low

No assurance can be given that any investment strategy will achieve its investment objectives or avoid losses. For illustrative purposes only. Not all investments in these categories exhibit all of these attributes.

Equity-Focused Hedge Fund Strategies

Hedge Fund Strategies (Page 2 of 2)

Equity-focused strategies involve the purchase or sale of equities based on fundamental and/or quantitative analyses and other factors. Managers seek to capitalize on discrepancies between their assessment of security valuations and current market prices.

Equities strategies

Specialist equity strategies (sector / region)

- A variety of niche strategies, narrowly defined funds targeting specific opportunities such as sector specialist funds or regional specialists

Activism

- Firms specializing in activist approaches, portfolios are typically heavily long-biased in nature with a high degree of position level concentration
- Manager seeks to affect corporate change and thereby drive investment gains

Typical equities hedge fund attributes

	Specialist equities	Activism
Typical securities	Equity	Equity
Liquidity profile	High	Medium-low
Leverage required	Low-high	Low
Complexity	Low	Moderate-high
Correlation to markets	Low-high	High
Use of derivatives	Low	Low

No assurance can be given that any investment strategy will achieve its investment objectives or avoid losses. For illustrative purposes only. Not all investments in these categories exhibit all of these attributes.

Event Driven Hedge Fund Strategies

Hedge Fund Strategies

Event driven strategies involve the purchase or sale of securities tied to a specific actual or expected corporate action or event. Managers seek to capitalize on discrepancies between their assessment of security valuations and current market prices, and the likelihood and timing of the event that is expected to catalyze the convergence of the valuation gap.

Event driven strategies

Risk Arbitrage

- Seek to exploit announced or anticipated mergers or acquisitions creates potential inefficiencies in pricing of securities

Diversified event driven

- Seek to exploit situations in which announced or anticipated events (e.g., mergers, acquisitions, divestitures, spin-offs, recapitalizations, bankruptcies) create potential inefficiencies in the pricing of securities

Typical event driven hedge fund attributes

	Risk Arbitrage	Diversified event driven
Typical securities	Equity	Equity, fixed income, derivatives
Liquidity profile	High	Moderate to high
Leverage required	Low to moderate	Low to moderate
Complexity	Low to moderate	Varies (low to high)
Correlation to markets	Low to Moderate	Low to moderate
Use of derivatives	Low	Moderate

No assurance can be given that any investment strategy will achieve its investment objectives or avoid losses. For illustrative purposes only. Not all investments in these categories exhibit all of these attributes.

Relative Value Hedge Fund Strategies

Hedge Fund Strategies (Page 1 of 2)

Relative value strategies are less dependent on market direction. Trades are constructed to capitalize on perceived mispricings of one instrument relative to another, or, within a given instrument, one maturity relative to another.

Relative value strategies

Convertible arbitrage

- Buy an issuer's convertible bonds and short its underlying common stock
- Goal is to exploit perceived pricing inefficiencies from a fundamental- or volatility-based perspective

Statistical arbitrage

- Use quantitative models to buy and sell equity securities that are exhibiting a perceived temporary divergence from their historically stable price relationships
- Seek to maintain neutrality to broad equity market movements and equity market factors

Typical relative value hedge fund attributes

	Convertible arbitrage	Statistical arbitrage
Typical securities	Equity, fixed income	Equity
Liquidity profile	Moderate	High
Leverage required	Moderate to high	Moderate to high
Complexity	Moderate	High
Correlation to markets	Low to moderate	Low
Use of derivatives	Low to moderate	Low

No assurance can be given that any investment strategy will achieve its investment objectives or avoid losses. For illustrative purposes only. Not all investments in these categories exhibit all of these attributes.

Relative Value Hedge Fund Strategies

Hedge Fund Strategies (Page 2 of 2)

Relative value strategies are less dependent on market direction. Trades are constructed to capitalize on perceived mispricings of one instrument relative to another, or, within a given instrument, one maturity relative to another.

Relative value strategies

Fixed income arbitrage

- Buy and sell related fixed income securities
- Goal is to exploit perceived pricing inefficiencies while hedging interest rate exposure

Option volatility arbitrage

- Make directional and relative value investments in volatility
- Directional investments express a view on the likely trend of implied volatility across various asset classes
- Relative value investments attempt to exploit perceived mispricing between multiple options or instruments containing implied volatility

Typical relative value hedge fund attributes

	Fixed income arbitrage	Option volatility arbitrage
Typical securities	Fixed income, derivatives	Derivatives
Liquidity profile	High	High
Leverage required	Moderate to high	Low to moderate
Complexity	High	High
Correlation to markets	Low	Low
Use of derivatives	Moderate	High

No assurance can be given that any investment strategy will achieve its investment objectives or avoid losses. For illustrative purposes only. Not all investments in these categories exhibit all of these attributes.

Macro-Focused Hedge Fund Strategies

Hedge Fund Strategies

Macro-focused managers invest based on analyses and forecasts of macroeconomic trends, including governmental and central bank policies, political changes, fiscal trends, trade imbalances, interest rate trends and inter-country government relations.

Macro strategies

Discretionary

- Invest based primarily on fundamental research of numerous macro factors
- Can take directional or relative value approaches
- Standard trades include
 - › Currency positions
 - › Interest rate positions
 - › Equity, sector or index positions
 - › Commodity positions

Systematic

- Invest based on mathematical, algorithmic or technical models that use fundamental or trend-following macroeconomic and/or price data as inputs

Typical macro hedge fund attributes

	Discretionary	Systematic
Typical securities	Equity, fixed income, derivatives, commodities, currencies, indices	Equity, fixed income, derivatives, commodities, currencies, indices
Liquidity profile	High	High
Leverage required	Low to high	Low to moderate
Complexity	Low to moderate	Low to high
Correlation to markets	Low	Low
Use of derivatives	Moderate	Moderate to high

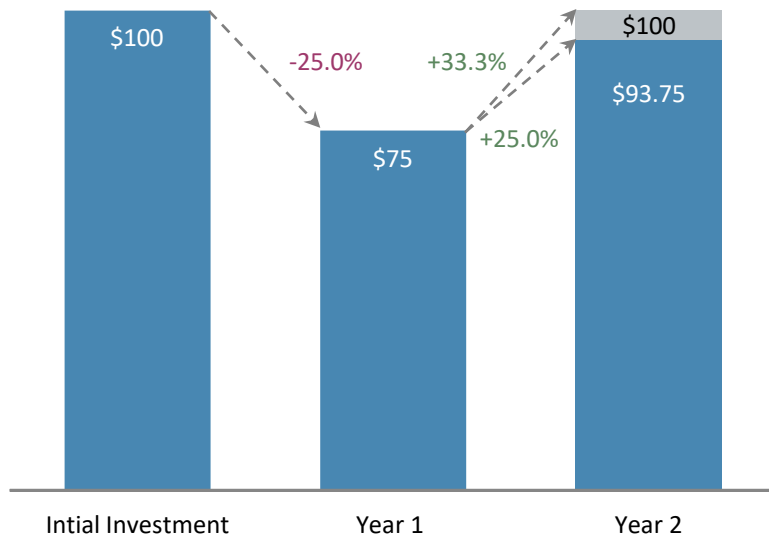
No assurance can be given that any investment strategy will achieve its investment objectives or avoid losses. For illustrative purposes only. Not all investments in these categories exhibit all of these attributes.

The Power of Minimizing Negative Returns

Substantial negative returns make it more difficult to recover portfolio value and achieve portfolio growth.

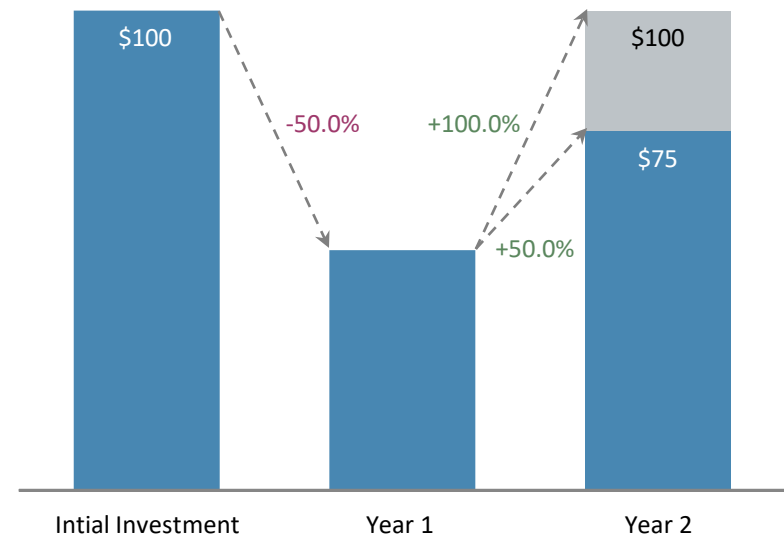
25% Loss year

33.3% return needed in year two to get back to \$100.



50% Loss year

100.0% return needed in year two to get back to \$100.



For illustrative purposes only. Not meant to imply that any investment will achieve any specific return or avoid losses.

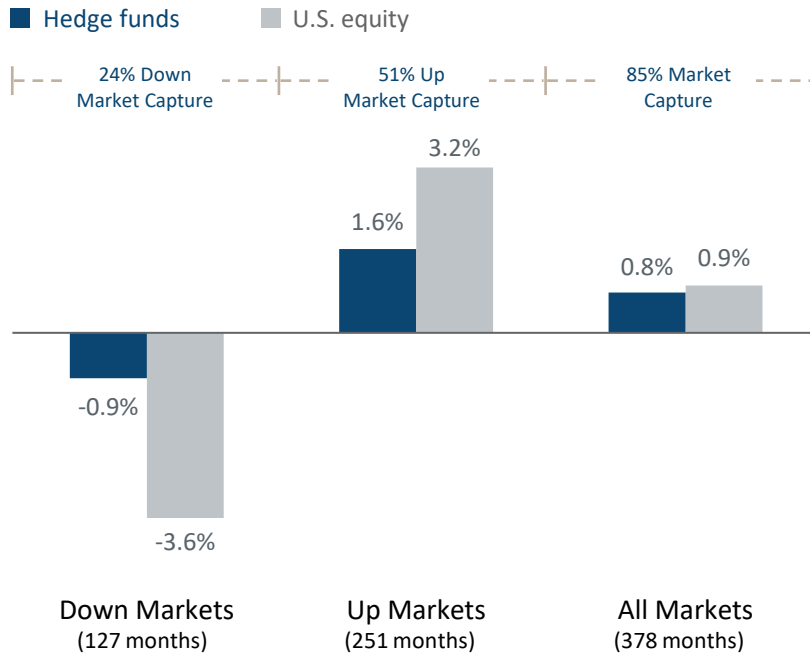
Hedge Fund Performance

Historical Preservation of Capital in Down Markets

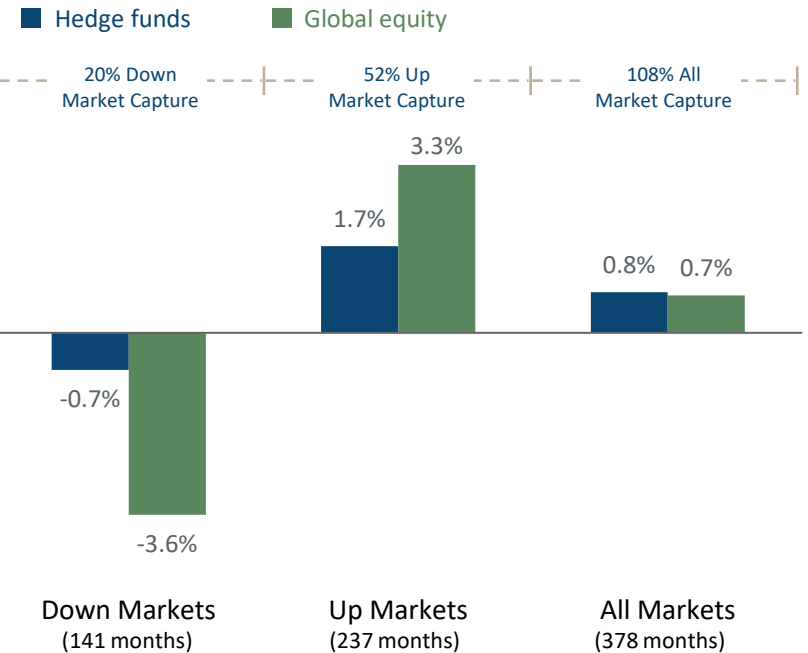
Performance in various market environments¹

January 1990 through June 2021

U.S. Equity



Global Equity



Average¹ down market capture: 22%

¹ Past performance is not necessarily indicative of future results. "Hedge funds" represented by HFRI Fund Weighted Composite Index; "U.S. equity" represented by S&P 500 Index; "Global equity" represented by MSCI World Index. Indexes are unmanaged and investors cannot directly invest in them. Composite index results are shown for illustrative purposes and do not represent the performance of a specific investment.

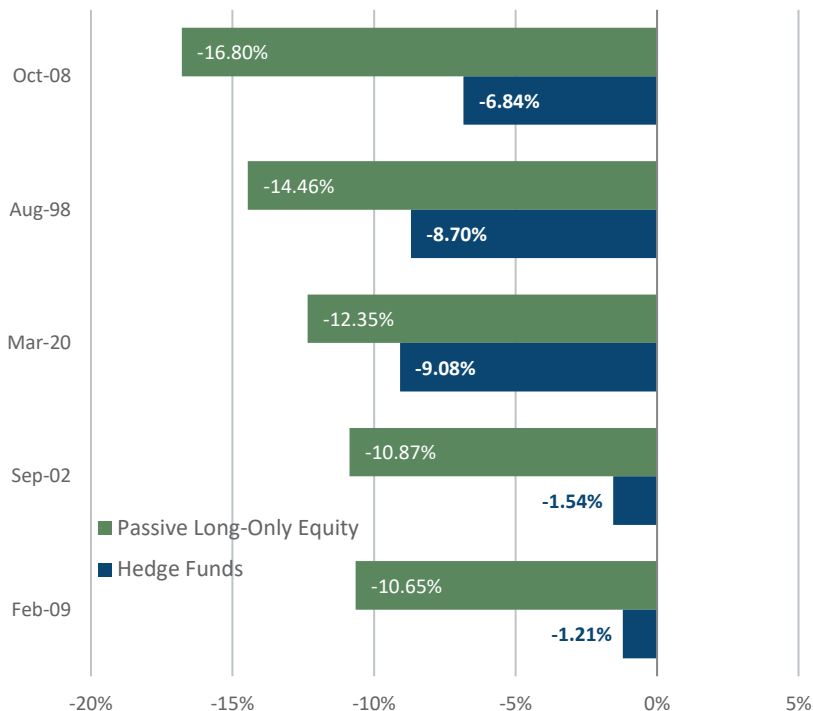
Effect of Asymmetric Market Capture

Hedge Funds vs. Long-Only Equity

Hedge fund investing has historically reduced drawdown risk (capturing less equity market down movements).¹

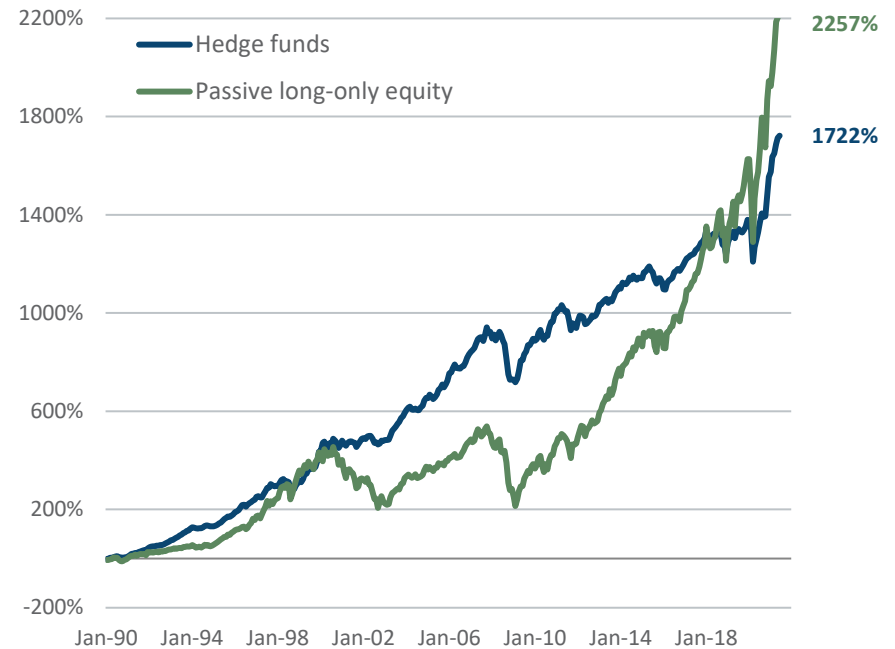
Five worst monthly equity market drawdowns¹

Hedge funds and passive long-only equity
January 1990 through June 2021



Cumulative returns¹

Hedge funds and passive long-only equity
January 1990 through June 2021



¹ "Hedge funds" represented by HFRI Fund Weighted Composite Index; "Passive long-only equity" and "equity market" represented by S&P 500 Index. Past performance is not indicative of future results. Indexes are unmanaged and investors cannot directly invest in them. Composite index results are shown for illustrative purposes and do not represent the performance of a specific investment.

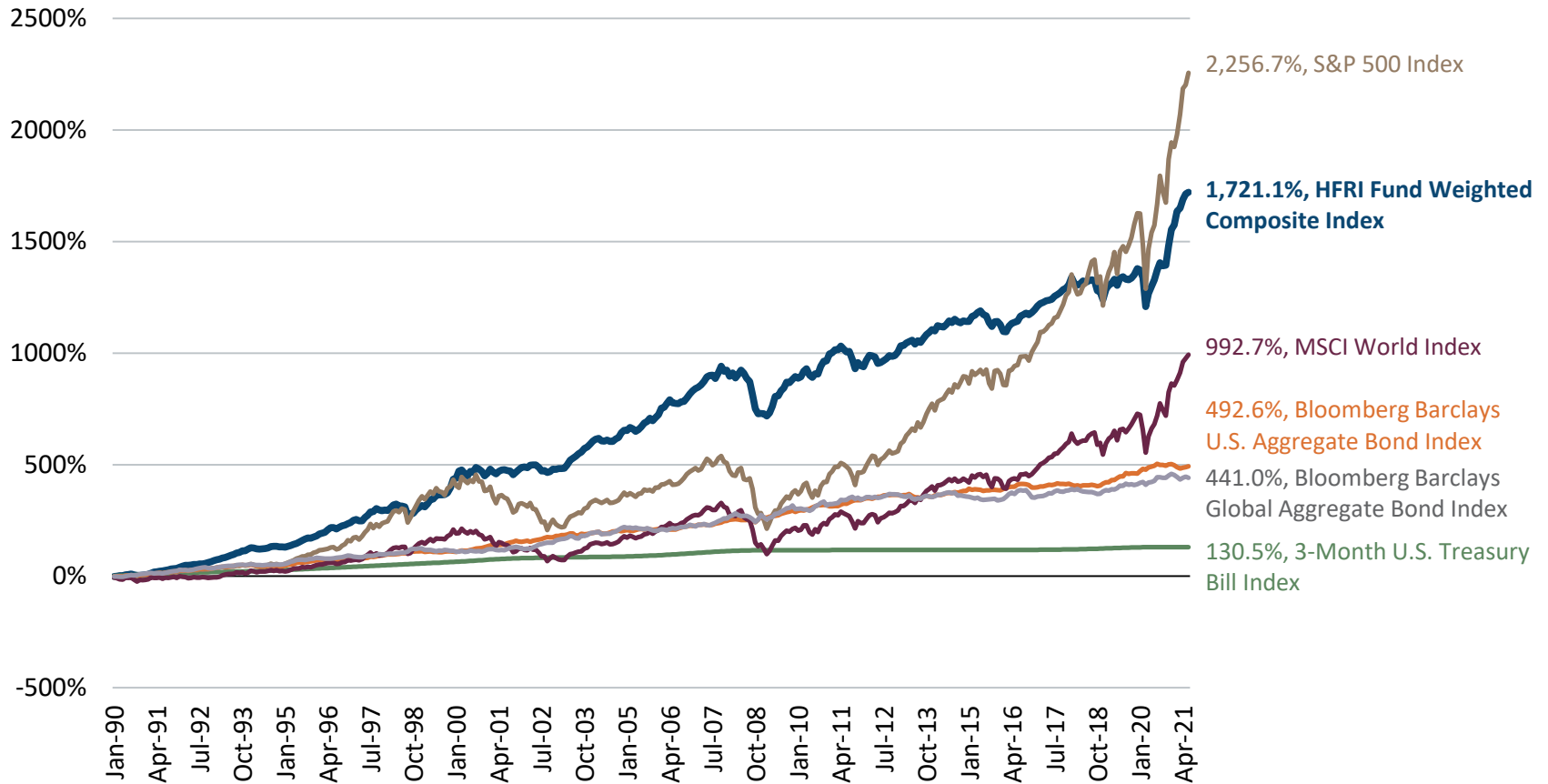
Additional information available upon request.

Cumulative Net Return of Composite vs. Market Indexes

HFRI Fund Weighted Composite Index (June 30, 2021)

Cumulative returns

January 1990 through June 2021



All returns expressed in USD.

Past performance is not necessarily indicative of future results.

Appendix

Notes and Disclosures



Data Sources

Notes and Disclosures

Bloomberg Finance L.P.

Credit Suisse.

Preqin.

Hedge Fund Research (HFR).

S&P. S&P and its third-party information providers do not accept liability for the information and the context from which it is drawn.

FTSE International Limited ("FTSE") © FTSE 2021. FTSE is a trade mark of the London Stock Exchange Group companies and is used by FTSE under license. All rights in the FTSE Indices and/or FTSE ratings vest in FTSE and/or its licensors. Neither FTSE nor its licensors accept any liability for any errors or omissions in the FTSE Indices and/or FTSE ratings or underlying data. No further distribution of FTSE Data is permitted without FTSE's express written consent.

FTSE Russell. Source: London Stock Exchange Group plc and its group undertakings (collectively, the "LSE Group"). © LSE Group 2021. FTSE Russell is a trading name of certain of the LSE Group companies. "FTSE®" "Russell®", "FTSE Russell®", "MTS®", "FTSE4Good®", "ICB®", "Mergent®", "The Yield Book®," are a trade mark(s) of the relevant LSE Group companies and is/are used by any other LSE Group company under license. "TMX®" is a trade mark of TSX, Inc. and used by the LSE Group under license. All rights in the FTSE Russell indexes or data vest in the relevant LSE Group company which owns the index or the data. Neither LSE Group nor its licensors accept any liability for any errors or omissions in the indexes or data and no party may rely on any indexes or data contained in this communication. No further distribution of data from the LSE Group is permitted without the relevant LSE Group company's express written consent. The LSE Group does not promote, sponsor or endorse the content of this communication.

MSCI. MSCI makes no express or implied warranties or representations and shall have no liability whatsoever with respect to any MSCI data contained herein. The MSCI data may not be further redistributed or used to create indices or financial products. This report is not approved or produced by MSCI.

STOXX Limited ("STOXX") is the source of Euro Stoxx 50 and Euro Stoxx 600 and the data comprised therein. STOXX has not been involved in any way in the creation of any reported information and does not give any warranty and excludes any liability whatsoever (whether in negligence or otherwise) - including without limitation for the accuracy, adequateness, correctness, completeness, timeliness, and fitness for any purpose - with respect to any reported information or in relation to any errors, omissions or interruptions in the Euro Stoxx 50 and Euro Stoxx 600 or its data. Any dissemination or further distribution of any such information pertaining to STOXX is prohibited.

Disclaimer:

GCM Grosvenor (NASDAQ: GCMG) is a global alternative asset management solutions provider across private equity, infrastructure, real estate, credit, and absolute return investment strategies. Investments in alternatives are speculative and involve substantial risk, including strategy risks, manager risks, market risks, and structural/operational risks, and may result in the possible loss of your entire investment. Past performance is not necessarily indicative of future results. The views expressed are for informational purposes only and are not intended to serve as a forecast, a guarantee of future results, investment recommendations or an offer to buy or sell securities by GCM Grosvenor. All expressions of opinion are subject to change without notice in reaction to shifting market, economic, or political conditions. The investment strategies mentioned are not personalized to your financial circumstances or investment objectives, and differences in account size, the timing of transactions and market conditions prevailing at the time of investment may lead to different results. Certain information included herein may have been provided by parties not affiliated with GCM Grosvenor. GCM Grosvenor has not independently verified such information and makes no representation or warranty as to its accuracy or completeness. For any questions, please contact GCM Grosvenor Investor Relations at investorrelations@gcmlp.com.